

പതിനാലാം കേരള നിയമസഭ
അഞ്ചാം സമ്മേളനം

നക്ഷത്രചിഹ്നമിടാത്ത നിയമസഭാ ചോദ്യം നം.5758
25.05.2017- ൽ മറുപടി നൽകേണ്ടിയിരുന്നത്

<p align="center"><u>ചോദ്യം</u></p> <p align="center">ശ്രീ.കെ.സി.ജോസഫ്</p>	<p align="center"><u>ഉത്തരം</u></p> <p align="center">ഡോ. ടി. എം. തോമസ് ഐസക് (ധനകാര്യവും കയറും വകുപ്പുമന്ത്രി)</p>
<p>(എ) 2016-17, 2017-18 വർഷങ്ങളിൽ ഓരോ വകുപ്പുകളിലും ഓരോ വിഭാഗത്തിലും എത്ര കോടി രൂപയുടെ വീതം ഭരണാനുമതി നൽകിയിട്ടുണ്ട്;</p>	<p>2016-17 വർഷം ആകെ 9887.34 കോടി രൂപയും 2017-18 വർഷം 12134.87 കോടി രൂപയും ഭരണാനുമതി നൽകിയിട്ടുണ്ട്. വിശദവിവരം അനുബന്ധം - 1 ആയി ഉള്ളടക്കം ചെയ്യുന്നു.</p>
<p>(ബി) ഇതിന്റെ വിശദവിവരങ്ങൾ വെളിപ്പെടുത്തുമോ;</p>	
<p>(സി) ഇതിൽ എത്ര കോടി രൂപയുടെ പ്രവൃത്തികൾക്ക് ടെൻഡർ വീളിച്ചുവെന്ന് അറിയിക്കുമോ?</p>	<p>ടെൻഡർ ഇൻവൈറ്റിംഗ് അതോറിറ്റിസ്, ഇ-ടെൻഡർ പോർട്ടലിൽ രേഖപ്പെടുത്തിയിട്ടുള്ളതും, മറ്റു സ്ഥാപനങ്ങളിൽ നിന്ന് ലഭിച്ചതുമായ വീവരങ്ങൾ കൂടി ചേർത്ത വിശദവിവരം അനുബന്ധം - 2 ആയി ഉള്ളടക്കം ചെയ്യുന്നു.</p>


സെക്ഷൻ ഓഫീസർ


Department wise details of Administrative sanction

(₹ In Crore)

No	Department Name	Total No. of Schemes	Scheme Outlay	Total No. of Components	Component Outlay	No. of Components A/S Issued	A/S Issued Amount	No. of Components A/S Not Required	A/S Not Required Amount	No. of Components A/S Pending	A/S Pending Amount
1	Agriculture Development & Farmers' Welfare	71	699.36	200	743.28	171	600.69	28	142.35	1	0.25
2	Animal Husbandry	39	382.50	290	380.41	281	328.51	3	20.00	6	31.90
3	AYUSH	47	97.49	113	88.49	109	79.69	0	0.00	4	8.80
4	Co-operation	36	99.60	51	82.93	0	0.00	50	82.43	1	0.50
5	Cultural Affairs	35	85.75	143	86.19	80	33.21	63	52.98	0	0.00
6	Electronics & Information Technology	16	479.38	85	508.87	81	488.19	3	19.68	1	1.00
7	Environment	12	29.42	51	27.87	40	26.73	11	1.14	0	0.00
8	Finance	6	167.19	29	167.19	3	3.45	26	163.74	0	0.00
9	Fisheries	55	366.30	191	358.14	50	246.21	141	111.93	0	0.00
10	Food & Civil Supplies	9	26.64	28	27.14	27	26.63	1	0.51	0	0.00
11	Forest & Wild Life	47	210.00	375	212.38	7	13.58	368	198.80	0	0.00
12	General Administration	13	104.15	28	93.38	15	83.15	13	10.23	0	0.00
13	General Education	30	490.56	174	463.38	91	350.18	75	106.18	8	7.02
14	Health & Family Welfare	140	971.89	619	1013.89	567	876.15	43	93.64	9	44.10
15	Higher Education	130	875.69	397	845.42	249	622.61	134	188.41	14	34.40
16	Home & Vigilance	32	143.65	164	125.54	134	100.39	23	10.44	7	14.72
17	Housing	7	48.32	18	47.12	14	45.38	0	0.00	4	1.74
18	Industries & Commerce	100	748.53	399	705.37	252	500.54	138	172.78	9	32.05
19	Information and Public Relations	23	38.00	83	24.08	19	7.05	57	16.62	7	0.41
20	Labour and Skills	44	443.18	115	443.08	104	434.94	7	3.65	4	4.50
21	Law	2	1.30	7	1.30	7	1.30	0	0.00	0	0.00


Handwritten signature and text at the bottom right corner.

22	Legislature	2	1.30	10	1.08	2	0.35	8	0.73	0	0.00
23	Local Self Government	71	1473.11	201	1404.56	88	488.37	99	896.08	14	20.11
24	Non- Resident Keralites Affairs	17	28.00	58	28.00	51	24.69	4	3.10	3	0.21
25	Personnel & Administrative Reforms	3	18.80	14	23.80	0	0.00	14	23.80	0	0.00
26	Planning & Economic Affairs	29	280.68	85	285.48	48	103.34	33	172.45	4	9.70
27	Ports	31	492.01	99	94.84	28	82.24	71	12.61	0	0.00
28	Power	72	1622.70	116	1622.70	49	58.26	67	1564.44	0	0.00
29	Public Works	66	1336.04	59	1264.16	44	611.75	11	651.64	4	0.78
30	Revenue	14	65.80	76	55.24	65	50.60	11	4.63	0	0.00
31	Scheduled Castes	43	1409.50	71	1404.25	29	815.79	37	580.56	5	7.90
32	Scheduled Tribes	47	526.80	93	520.38	55	200.19	37	320.14	1	0.05
33	Science & Technology	8	100.04	57	100.04	1	1.20	55	98.59	1	0.25
34	Social Justice	70	565.11	218	543.26	124	79.31	90	436.45	4	27.50
35	Sports and Youth Affairs	24	87.97	64	64.03	42	28.83	19	28.00	3	7.20
36	Taxes	7	15.30	45	15.85	42	14.90	3	0.95	0	0.00
37	Tourism	25	311.57	207	295.50	174	178.75	33	116.75	0	0.00
38	Transport	25	406.32	65	99.63	52	79.74	13	19.89	0	0.00
39	Water Resources	102	1625.48	221	1444.34	145	575.91	66	835.81	10	32.62
40	LSG Institutions	5	5500.00	5	5500.00	0	0.00	5	5500.00	0	0.00
41	Major Infrastructural Development Projects	1	1624.57	1	1624.57	1	1624.57	0	0.00	0	0.00
TOTAL		1556	24000.90	5325	22837.17	3341	9887.34	1860	12662.12	124	287.71



 മെമ്പർ ഓഫീസർ

Department wise details of Administrative sanction

Department Name	Total No. of Schemes	Scheme Outlay	Total No. of Components	Component Outlay	No. of Components A/S Issued	A/S Issued Amount	No. of Components A/S Not Required	A/S Not Required Amount	(₹ in Crore)	
									No. of Components A/S Pending	A/S Pending Amount
Agriculture Development & Farmers' Welfare	66	838.59	497	814.98	472	643.09	23	170.86	2	1.03
Animal Husbandry	39	406.03	376	426.52	370	409.70	1	1.17	5	15.65
AYUSH	48	120.84	334	120.14	334	120.14	0	0.00	0	0.00
Co-operation	39	130.00	39	157.76	9	43.50	30	114.26	0	0.00
Cultural Affairs	41	123.82	172	119.73	123	67.48	44	48.85	5	3.40
Electronics & Information Technology	26	549.31	106	544.31	77	421.27	27	115.54	2	7.50
Environment	11	33.01	62	29.56	50	27.81	11	1.75	1	0.00
Finance	5	164.20	29	164.20	9	11.19	20	153.01	0	0.00
Fisheries	43	461.58	156	456.25	73	328.18	79	127.61	4	0.46
Food & Civil Supplies	14	135.71	71	139.35	68	137.32	3	2.03	0	0.00
Forest & Wild Life	50	237.50	1072	214.89	13	8.34	1059	206.56	0	0.00
General Administration	11	114.85	18	113.85	15	111.65	3	2.20	0	0.00
General Education	34	864.28	190	859.42	141	708.51	46	149.94	3	0.97
Health & Family Welfare	144	1256.38	777	1226.28	750	1077.08	24	135.20	3	14.00
Higher Education	131	1083.16	475	1022.96	340	417.07	133	605.69	2	2.20
Home & Vigilance	35	152.32	164	140.41	155	128.33	7	10.32	2	1.75
Housing	8	55.91	20	55.91	15	15.21	1	21.76	4	18.94
Industries & Commerce	103	888.37	309	1030.64	231	880.58	68	138.45	10	11.62
Information and Public Relations	22	40.80	79	31.78	6	4.72	73	27.06	0	0.00
Labour and Skills	45	529.93	129	533.25	101	400.93	26	120.32	2	12.00
Law	1	1.20	10	1.20	10	1.20	0	0.00	0	0.00


 01/08/2017

Legislature	2	0.97	39	1.17	21	0.59	18	0.58	0	0.00
Local Self Government	84	1774.17	186	1522.80	125	267.29	60	1255.11	1	0.40
Non-Resident Keralites										
Affairs	17	60.80	66	59.38	64	56.38	2	3.00	0	0.00
Personnel & Administrative Reforms	2	20.00	14	20.00	0	0.00	14	20.00	0	0.00
Planning & Economic Affairs	31	154.47	177	122.90	126	58.66	50	64.00	1	0.25
Ports	29	438.11	174	147.59	56	124.38	113	19.68	5	3.54
Power	69	1629.29	155	1666.62	142	1633.52	13	33.10	0	0.00
Public Works	64	1650.13	61	1570.67	46	858.20	8	702.39	7	10.08
Revenue	15	116.00	79	98.99	75	98.97	2	0.00	2	0.03
Scheduled Castes	31	1464.49	115	1490.09	73	1366.99	40	119.30	2	3.80
Scheduled Tribes	44	542.14	130	549.82	76	353.40	54	196.42	0	0.00
Science & Technology	8	109.32	73	109.32	70	108.72	0	0.00	3	0.60
Social Justice	88	640.36	383	550.27	264	265.50	115	280.48	4	4.29
Sports and Youth Affairs	23	121.04	123	159.33	77	112.90	45	44.44	1	2.00
Taxes	9	96.00	74	45.80	72	42.30	2	3.50	0	0.00
Tourism	21	342.73	303	331.89	267	280.93	36	50.97	0	0.00
Transport	26	834.03	64	607.60	32	79.11	32	528.49	0	0.00
Water Resources	107	1875.27	141	2060.40	46	463.77	85	1563.72	10	32.91
NGO Institutions	5	6227.50	5	6227.50	0	0.00	5	6227.50	0	0.00
Major Infrastructural Development Projects	1	215.40	0	0.00	0	0.00	0	0.00	0	0.00
TOTAL	1592	25500.00	7447	25545.55	4994	12134.87	2372	13263.25	81	147.42



 മന്ത്രിമാർക്ക് വിട്ടു

eTendering System Government of Kerala


Stagewise Tender Statistics as on - For the period : 01-Apr-2016 to 31-Mar-2017

S.No	Organisation	Total Tenders Published	Net Tenders Value In (Rs in Lakhs)
1	Additional Skill Acquisition Program Secretariat	18	11420.9
2	Agency for Development of Aquaculture Kerala	10	376.2
3	Alleppey Cooperative Spinning Mills Ltd	6	500
4	ANERT	6	713.7
5	Autocast Ltd	38	503.75
6	Bekal Resorts Development Corporation Ltd	1	13
7	Calicut Development Authority	5	106.94
8	Cannanore Co-op Spinning Mills Ltd	4	57
9	CAPEX	29	6950
10	C - DIT	39	39
11	Centre for Continuing Education Kerala	1	8.5
12	Chemical Examiners Laboratory	10	66.22
13	Christian College Kattakada	2	39
14	Cochin University of Science and Technology	70	1839.06
15	Commercial Taxes	3	0.02
16	Commissionerate of Land Revenue	6	3394.05
17	Comprehensive Health Insurance Agency Kerala	2	0
18	Controller of Legal Metrology	13	277.95
19	Cultural Affairs Department	2	0
20	Cyberpark	5	180.15
21	Department of Agriculture	401	7078.84
22	Department of Economics and Statistics	2	38.48
23	Department of Electrical inspectorate	19	0
24	Department of Industrial Training	208	38
25	Department of Industries and Commerce	52	0
26	Department of Ports	9	3776.05
27	Department of State Lotteries	1	55.89
28	Directorate of Animal Husbandry	110	2963.27
29	Directorate of Archaeology	20	725.58
30	Directorate of Ayurveda Medical Education	23	356.77
31	Directorate of Dairy Development	3	50.6
32	Directorate of Factories and Boilers	2	700
33	Directorate of Fisheries	8	820.08
34	Directorate of Handlooms and Textiles	2	34
35	Directorate of Health Services	34	472.65
36	Directorate of Higher Secondary Education	12	2379.96

37	Directorate of Homoeopathy	29	1574.85
38	Directorate of Local Fund Audit	1	35
39	Directorate of Medical Education	190	3265.98
40	Directorate of Museums and Zoos	4	330
41	Directorate of Panchayat	366	5389.79
42	Directorate of Printing	30	597.3
43	Directorate of Prosecution	1	13.5
44	Directorate of Public Instructions	43	706.48
45	Directorate of SC Development	8	101.06
46	Directorate of Social Justice	119	4978.23
47	Directorate of Soil Survey and Soil conservation	54	620.45
48	Directorate of Sports and Youth Affairs	42	1418.72
49	Directorate of ST Development	11	236.82
50	Directorate of Survey and Land Records	1	20
51	Directorate of Technical Education	307	2174.93
52	Directorate of Treasuries	1	476.73
53	Directorate of Urban Affairs	48	1709.34
54	Director of Public Instructions and SPD,SSA	52	106.62
55	Drugs Control Department	18	217
56	Electronics Technology Park Kerala(technopark)	65	2081.97
57	Energy Management Centre	13	438.2
58	Ernakulam District Administration	6	77.74
59	Excise Department of Kerala	19	201.34
60	Finance Department	3	24.3
61	Forest Department	392	6975.35
62	Forest Industries (Travancore) Ltd	22	1040.7628
63	General Administration Department	1	0
64	Greater Cochin Development Authority	21	1104.42
65	Ground Water Department	173	1310.36
66	Guruvayur Devaswom	28	471.61
67	Handicrafts Development Coporation of Kerala Ltd	2	0
68	Harbour Engineering Department	524	19799.34
69	High Court of Kerala	16	628.37
70	Higher Education Department	35	400.55
71	High Power Committee for the Implementation of Sabarimala Master Plan	31	6816.44
72	Hydrographic Survey Wing	6	177
73	Idukki District Administration	1	12
74	Indian Institute of Information Technology and Management-Kerala (IIITM-K)	4	64.81
75	Indian Systems of Medicine	2	14
76	Infopark Kerala	21	3138.42


 അമൽ അബ്ദുൽ ഹമീദ്

77	Information and Public Relations Department	3	48.84
78	Information Kerala Mission	2	0
79	INKEL Limited	3	1219.53
80	Institute of Land and Disaster Management	2	170.5
81	Institute of Management in Government	3	0
82	Insurance Medical Services	5	323.3
83	Inter University Centre for Biomedical Research and Super Speciality Hospital	73	3233.1
84	Irrigation Department	1773	53911.39
85	Kannur District Administration	4	110.5
86	Kannur International Airport Ltd	26	9211.65
87	Kasaragod District Administration	3	61.4
88	Keltron Component Complex Ltd	72	1215.78
89	Keltron Electro Ceramics Ltd	35	698.5
90	Kerafed	10	2732.95
91	Kerala Academy for Skills Excellence	5	200.27
92	kerala Agro Machinery Corporation Limited	6	67.36
93	Kerala Artisans Development Corporation Ltd	2	48
94	Kerala Bhasha Institute	6	192.69
95	Kerala Books and Publications Society	65	23933.7
96	Kerala Co-operative Milk Marketing Federation Ltd	349	6720.26
97	Kerala Electrical and Allied Engineering Co. Ltd	39	1724.85
98	Kerala Federation of the Blind	2	0
99	Kerala Feeds Ltd	26	3425.3
100	Kerala Fire and Rescue Services	27	3963.84
101	Kerala Forest Development Corporation Ltd	2	23.2
102	Kerala Health Research and Welfare Society	33	441.44
103	Kerala Hi-Tech Textile Co-operative Ltd	1	0
104	Kerala Industrial Infrastructure Development Corp	21	6699.81
105	Kerala Infrastructure Investment Fund Board	1	0
106	Kerala Institute of Local Administration (KILA)	2	17.6
107	Kerala Institute of Tourism and Travel Studies	4	0
108	Kerala Irrigation Infra Devlp Corp Ltd	54	4835.22
109	Kerala Legislature Secretariat	11	45
110	Kerala Livestock Development Board Ltd	53	807.19
111	Kerala Medical Services Corporation Ltd	469	10657.2
112	Kerala Minerals and Metals Ltd	288	26871.2
113	Keralam Museum of History and Heritage	2	40.74
114	Kerala Police	59	2356.96
115	Kerala Police Housing and Construction Corp. Ltd.	62	2742.59
116	Kerala Public Service Commission	8	370.86



 മലയാളം മിഷൻ

117	Kerala Rural Water Supply and Sanitation Agency	14	2190.38
118	Kerala Small Industries Development Corporation	177	3445.53
119	Kerala Social Security Mission	6	1123.39
120	Kerala State Bamboo Corporation Ltd	5	154
121	Kerala State Beverages Corporation Ltd	6	0
122	Kerala State Biodiversity Board	1	20
123	Kerala State Cashew Development Corporation Ltd	44	27.74
124	Kerala State Centre for Advanced Printing and Trai	41	1228.85
125	Kerala State Civil Supplies Corporation Ltd	3	36.31
126	Kerala State Coastal Area Development Corporation	105	4294.6
127	Kerala State Coir Corporation Ltd.	5	426.4
128	Kerala State Construction Corporation Ltd	38	12825.93
129	Kerala State Cooperative Coir Marketing Federation Ltd	27	2114.96
130	Kerala State Cooperative Textile Federation Ltd	35	3008.51
131	Kerala State Council for Science Technology and Environment KSCSTE	2	234.28
132	Kerala State Drugs and Pharmaceuticals Ltd	147	430
133	Kerala State Electricity Board	1364	136905.68
134	Kerala State Electronics Development Corp Ltd	240	1477.29
135	Kerala State Film Development Corporation	15	189.41
136	Kerala State Financial Enterprises Ltd	13	1262.25
137	Kerala State Handicapped Persons Welfare Corporation	8	1934.76
138	Kerala State Handicrafts Apex Co-Operative Society Ltd (SURABHI)	2	111.84
139	Kerala State Handloom Development Corporation Ltd.	2	0
140	Kerala State Housing Board	28	670.05
141	Kerala State Industrial Development Corporation	15	3106.09
142	Kerala State Industrial Enterprises Ltd	28	20936.79
143	Kerala State Insurance Department	1	18
144	Kerala State IT Mission	9	1034
145	Kerala State Literacy Mission Authority	1	300
146	Kerala State Maritime Development Corporation Limited	3	1700
147	Kerala State Nirmithi Kendra	141	4338.65
148	Kerala State Pollution Control Board	5	133.72
149	Kerala State Poultry Development Corporation Ltd	8	560.5
150	Kerala State Road Transport Corporation	83	305.69
151	Kerala State Science and Technology Museum	1	50
152	Kerala State Sports Council	6	221.02
153	Kerala State Textile Corporation Ltd	14	939.46
154	Kerala State Warehousing Corporation	3	44.32
155	Kerala State Womens Development Corporation Ltd	2	215
156	Kerala Tailoring Workers Welfare Fund Board	1	0


[Handwritten signature]
[Handwritten text]

Sheet3

157	Kerala Technological University	1	13
158	Kerala Toddy Wokers Welfare Fund Board	1	168.54
159	Kerala Tourism Development Corporation	70	1309.79
160	Kerala Transport Development Finance Corporation	19	113.45
161	Kerala University	150	1652.85
162	Kerala University of Fisheries and Ocean studies	5	10.61
163	Kerala Veterinary and Animal Sciences University	69	419.88
164	Kerala Water Authority	4464	100169.68
165	KITCO	44	6547.81
166	Kochi Metro Rail Ltd	6	42.6
167	K.R.Narayanan National Institute of Visual Science and Arts	7	0
168	Labour Commissionerate	7	276.92
169	LBS Centre for Science and Technology	6	150.97
170	Local Self Government Department	30695	313810.85
171	Mahatma Gandhi University	25	1770.5
172	Malabar Cancer Centre	61	4160.89
173	Malabar Cements Ltd	123	18886.05
174	Malabar Rural Development Foundation	3	215
175	Malappuram District Administration	7	47.92
176	Mar Athanasius College	3	7.45
177	Matsyafed	41	209.56
178	Meat Products of India Ltd	21	7023.5
179	National Games Secretariat	11	69.49
180	NIC	1	0.25
181	Office of the Commissioner of Food Safety Kerala	32	689.86
182	Oil palm India Ltd	28	128.83
183	Palakkad Small Hydro Company Ltd	4	54.6
184	Plantation Corporation of Kerala Ltd	59	69.77
185	Prisons Department	11	548.59
186	Priyadarsini Co-oprative Spinning Mills Ltd	1	165
187	PWD	5533	246643.38
188	Quilon Cooperative Spinning Mills Ltd	3	236
189	Rajiv Gandhi Institute of Technology	25	262.93
190	Regional Cancer Centre	66	5824.57
191	Registration Department	8	348
192	Rehabilitation Plantations Ltd.	38	491.78
193	Roads and Bridges Development Corporation Kerala	2	126.71
194	Rubber Park India(P) Ltd	3	45.32
195	Rural Development Department	49	435.39
196	Secretary Alappuzha District Panchayath	3	57.5


 അമ്മൽ അബ്ദുൽ ഹമീദ്


197	Secretary Kozhikkode District Panchayath	3	64.32
198	Secretary Wayanad District Panchayath	16	145
199	Sitaram Textiles Ltd	12	767.23
200	Sree Sankaracharya University of Sanskrit	21	1429.86
201	State Farming Corporation of Kerala Ltd	47	10.52
202	State Fisheries Resources Management Society	1	0
203	State Horticulture Mission - Kerala	1	56.5
204	State Poverty Eradication Mission (Kudumbashree)	2	33
205	State Water Transport Department	17	272.97
206	Stationery Department	170	3275.42
207	Steel and Industrial Forgings Ltd	50	1584.78
208	Steel Industrials Kerala Ltd	69	3092.23
209	St Michaels College Cherthala	1	138.32
210	Technopark Technology Business Incubator	11	126.46
211	The Keraia Agro Industries Corporation Ltd	8	0
212	The Kerala Ceramics Ltd	123	18886.05
213	The Kerala Land Development Corporation Ltd	74	8141.78
214	The Malabar Cooperative Textiles Ltd	2	44
215	The Malappuram Cooperative Spinning Mills Ltd	1	0
216	The National University of Advanced Legal Studies	9	65.47
217	The Pharmaceutical Corporation (IM) Kerala Ltd (OUSHADHI)	34	4985.01
218	The State Archlves Department	3	30
219	The Zamorins Guruvayurappan College	2	6
220	Thiruvananthapuram District Administration	1	55.86
221	Thrissur District Administration	20	2919
222	Traco Cable Company Ltd	38	188.95
223	Transformers and Electricals Kerala Ltd.	379	3984.12
224	Travancore Cements Ltd	13	915
225	Travancore Cochin Chemicals Ltd	54	4588.29
226	Travancore Devaswom Board	788	0.75
227	Travancore Sugars and Chemicals Ltd	6	4352
228	Travancore Titanium Products Ltd	38	3195.81
229	Trichur Co-operative Spinning Mills Ltd	11	304
230	United Electrical Industries Ltd	23	27091.45
231	University of Calicut	155	4775.84
232	Vegetable and Fruit Promotion Council Keralam	17	633.83
233	Vigilance and Anti-Corruption Bureau	9	155.28
234	Wayanad District Administration	5	2613
	Total		1304027.4028


 01/02/2019 10:10 AM


eTendering System Government of Kerala

Stagewise Tender Statistics as on - For the period : 01-Apr-2017 to 31-Mar-2018


S.No	Organisation	Total Tenders Published	Net Tenders Value In (Rs in Lakhs)
1	Additional Skill Acquisition Program Secretariat	24	3489.63
2	Agency for Development of Aquaculture Kerala	14	97
3	Alappuzha District Administration	4	100.84
4	Alleppey Cooperative Spinning Mills Ltd	2	500
5	ANERT	26	273.24
6	Aralam Farming Corporation (Kerala) Ltd	2	16
7	Autocast Ltd	96	1686.3
8	Bekal Resorts Development Corporation Ltd	1	5.02
9	Bhavanam Foundation Kerala	1	11
10	Bishop Abraham Memorial College	5	39.06
11	Brahmagiri Development Society Wayanad	4	521
12	Cannanore Co-op Spinning Mills Ltd	5	8
13	CAPEX	29	108.63
14	C - DIT	39	0
15	Centre for Professional and Advanced Studies	4	76.4
16	Chemical Examiners Laboratory	4	55.5
17	Christ College Irinjalakuda	1	25
18	Cochin University of Science and Technology	194	4739.07
19	Collectorate Kottayam	3	22.6
20	Commercial Taxes	15	1.06
21	Commissionerate of Land Revenue	10	986.91
22	Controller of Legal Metrology	12	248.5
23	Co-Operative Academy of Professional Education	15	2194.04
24	Cyberpark	8	1892.11
25	Department of Agriculture	527	8425.44
26	Department of Economics and Statistics	6	74.6
27	Department of Electrical Inspectorate	26	200
28	Department of Industrial Training	377	124.4
29	Department of Industries and Commerce	31	10
30	Department of Mining and Geology	2	24
31	Department of Ports	4	366.65
32	Department of State Lotteries	2	259.1
33	Department of Tourism	2	31.66
34	Directorate of Animal Husbandry	142	4914.1
35	Directorate of Archaeology	47	1580.07


 01/04/2018 01:08:10

36	Directorate of Ayurveda Medical Education	27	443.38
37	Directorate of Dairy Development	2	12.48
38	Directorate of Environment and Climate Change	2	11.8
39	Directorate of Fisheries	9	590
40	Directorate of Health Services	104	1801.47
41	Directorate of Higher Secondary Education	11	154.8
42	Directorate of Homoeopathy	22	1504.67
43	Directorate of KIRTADS	3	19.85
44	Directorate of Local Fund Audit	1	10.5
45	Directorate of Medical Education	278	6480.6
46	Directorate of Museums and Zoos	8	500.39
47	Directorate of Panchayat	2128	24412.07
48	Directorate of Printing	65	1708.35
49	Directorate of Public Instructions	97	1973.39
50	Directorate of SC Development	33	1271.8
51	Directorate of Social Justice	123	2320.35
52	Directorate of Soil Survey and Soil conservation	53	1175.88
53	Directorate of Sports and Youth Affairs	83	5552.91
54	Directorate of ST Development	14	408.25
55	Directorate of Survey and Land Records	7	431
56	Directorate of Technical Education	436	4701.37
57	Directorate of Treasuries	11	496.6
58	Directorate of Urban Affairs	185	4528.54
59	Directorate of VHSE	1	27.45
60	Director of Public Instructions and SPD,SSA	8	64.01
61	District Nirmithikendra Pathanamthitta	2	45.33
62	Drugs Control Department	18	396.3
63	Electronics Technology Park Kerala(technopark)	55	5681.8
64	Energy Management Centre	8	212.4
65	Ernakulam District Administration	4	34.04
66	Excise Department of Kerala	18	463.82
67	Farook College	1	9
68	Finance Department	4	20.95
69	Forest Department	1171	14746.93
70	Forest Industries (Travancore) Ltd	28	750.75
71	General Administration Department	1	7
72	Greater Cochin Development Authority	36	1187.5
73	Ground Water Department	255	1692.81
74	Guruvayur Devaswom	103	476.29

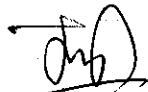

 മനുജൻ കിരീടൻ

75	Handicrafts Development Coporation of Kerala Ltd	11	230.3
76	Harbour Engineering Department	839	30228.81
77	High Court of Kerala	28	2317.57
78	Higher Education Department	105	1097.13
79	High Power Committee for the Implementation of Sabarimala Master Plan	62	8208.1
80	Hydrographic Survey Wing	19	432
81	Idukki District Administration	7	109.3
82	Indian Institute of Information Technology and Management-Kerala (IIITM-K)	11	1290.56
83	Infopark Kerala	28	4926.86
84	Information and Public Relations Department	2	100
85	Information Kerala Mission	5	199.5
86	INKEL Limited	24	32104.29
87	Institute of Human Resources Development	6	60.9
88	Institute of Land and Disaster Management	2	54.99
89	Institute of Management in Government	7	0.12
90	Insurance Medical Services	6	72.53
91	Inter University Centre for Biomedical Research and Super Speciality Hospital	5	195
92	Irrigation Department	2160	47291.36
93	Kannur District Administration	5	255.9
94	Kannur International Airport Ltd	65	23864.13
95	Kannur University	11	125.81
96	Keltron Component Complex Ltd	73	1686.46
97	Keltron Electro Ceramics Ltd	13	586.5
98	Kerafed	9	3275.4
99	Kerala Abkari Workers Welfare Fund Board	2	0
100	kerala Agro Machinery Corporation Limited	237	71491.98
101	Kerala Artisans Development Corporation Ltd	3	78
102	Kerala Automobiles Limited	29	713.4
103	Kerala Bhasha Institute	2	56.34
104	Kerala Books and Publications Society	97	21393.15
105	Kerala Cashew Board Limited	1	0
106	Kerala Clays and Ceramic Products Ltd	2	8
107	Kerala Co-operative Milk Marketing Federation Ltd	285	10020.84
108	Kerala Electrical and Allied Engineering Co. Ltd	203	18459.2
109	Kerala Feeds Ltd	35	3608.78
110	Kerala Financial Corporation	2	120
111	Kerala Fire and Rescue Services	30	4350.6
112	Kerala Fishermens Welfare Fund Board	2	1141
113	Kerala Headload Workers Welfare Board	2	0



 അമലകുമാർ അബ്ദുൾ ഹമീദ്

Sheet2

114	Kerala Health Research and Welfare Society	96	1487.94
115	Kerala HI-Tech Textile Co-operative Ltd	5	740
116	Kerala Industrial Infrastructure Development Corp	35	20061.9
117	Kerala Infrastructure and Technology for Education	40	127252
118	Kerala Infrastructure Investment Fund Board	7	3080
119	Kerala Institute of Local Administration (KILA)	4	26.55
120	Kerala Institute of Tourism and Travel Studies	4	60.25
121	Kerala Irrigation Infra Devlp Corp Ltd	25	9522.52
122	Kerala Khadi and Village Industries Board	26	1592.01
123	Kerala Legislature Secretariat	14	165.26
124	Kerala Livestock Development Board Ltd	36	356.91
125	Kerala Medical Services Corporation Ltd	693	24762.06
126	Kerala Minerals and Metals Ltd	404	33840.09
127	Keralam Museum of History and Heritage	1	68.61
128	Kerala Police	219	8034.9
129	Kerala Police Housing and Construction Corp. Ltd.	87	2449.21
130	Kerala Public Service Commission	9	171.81
131	Kerala Rail Development Corporation Ltd.	5	3647.64
132	Kerala Road Fund Board	67	204473.91
133	Kerala Rural Water Supply and Sanitation Agency	19	3756.32
134	Kerala Shipping and Inland Navigation Corporation	1	5000
135	Kerala Small Industries Development Corporation	143	5304.51
136	Kerala Social Security Mission	11	1892.46
137	Kerala State Backward Classes Development Corporation Ltd	7	45
138	Kerala State Bamboo Corporation Ltd	13	324.7
139	Kerala State Beverages Corporation Ltd	8	0
140	Kerala State Cashew Development Corporation Ltd	48	1079.69
141	Kerala State Centre for Advanced Printing and Trail	54	2905.6
142	Kerala State Chalachitra Academy	23	420.31
143	Kerala State Civil Supplies Corporation Ltd	126	619.11
144	Kerala State Civil Supplies Department	1	300
145	Kerala State Coastal Area Development Corporation	125	7946.69
146	Kerala State Coir Corporation Ltd.	26	350.02
147	Kerala State Coir Machinery Manufacturing Company Ltd.	3	40
148	Kerala State Construction Corporation Ltd	42	12157.36
149	Kerala State Cooperative Coir Marketing Federation Ltd	12	1284.7
150	Kerala State Cooperative Textile Federation Ltd	45	3244
151	Kerala State Council for Science Technology and Environment KSCSTE	40	484.77
152	Kerala State Development Corporation for Scheduled Castes and Scheduled Tribes Ltd.	1	20

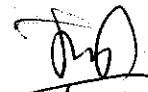

 അമലിനാഥൻ

153	Kerala State Drugs and Pharmaceuticals Ltd	227	2815
154	Kerala State Electricity Board	1650	259730.71
155	Kerala State Electronics Development Corp Ltd	297	3698.72
156	Kerala State Film Development Corporation	14	125.13
157	Kerala State Financial Enterprises Ltd	8	1061.84
158	Kerala State Haj Committee	3	43.02
159	Kerala State Handicapped Persons Welfare Corporation	2	666.61
160	Kerala State Handicrafts Apex Co-Operative Society Ltd (SURABHI)	3	135.5
161	Kerala State Handloom Development Corporation Ltd.	4	127.5
162	Kerala State Housing Board	113	8538.72
163	Kerala State Industrial Development Corporation	16	4645.15
164	Kerala State Industrial Enterprises Ltd	17	531.3
165	Kerala State Institute Of Childrens Literature	2	69
166	Kerala State Insurance Department	1	20
167	Kerala State IT Infrastructure Ltd	5	25910.07
168	Kerala State IT Mission	34	23024
169	Kerala State Maritime Development Corporation Limited	6	2200
170	Kerala State Mineral Development Corporation Limited	5	0
171	Kerala State Nirmithi Kendra	174	8371.09
172	Kerala State Pollution Control Board	7	174.55
173	Kerala State Poultry Development Corporation Ltd	5	391.25
174	Kerala State Road Transport Corporation	135	1616.1
175	Kerala State Science and Technology Museum	13	1821.58
176	Kerala State Sports Council	17	636.42
177	Kerala State Textile Corporation Ltd	47	4834.25
178	Kerala State Warehousing Corporation	16	477.2
179	Kerala State Womens Development Corporation Ltd	4	417.5
180	Kerala State Youth Welfare Board	1	0.03
181	Kerala Toddy Wokers Welfare Fund Board	2	296.66
182	Kerala Tourism Development Corporation	35	2066.67
183	Kerala Transport Development Finance Corporation	30	142.99
184	Kerala University	158	746.48
185	Kerala University of Fisheries and Ocean studies	60	742.35
186	Kerala University of Health Sciences	5	119.4
187	Kerala Veterinary and Animal Sciences University	95	1445.8
188	Kerala Water Authority	5348	278931.22
189	Keral Motor Transport Workers Welfare Fund Board	1	0
190	KITCO	63	40355.7
191	K Karunakaran Memmorial Cooperative Spinning Mills Ltd	3	792



 അമ്മേന്തി അനാഥ

Sheet2

192	Kochi Metro Rail Ltd	20	8375.73
193	K.R.Narayanan National Institute of Visual Science and Arts	10	0
194	Labour Commissionerate	3	66.31
195	Law Department	2	249.35
196	LBS Centre for Science and Technology	5	62.62
197	Life Mission	8	7906
198	Local Self Government Department	70607	706429.89
199	Mahatma Gandhi University	115	4391.65
200	Malabar Cancer Centre	84	5136.13
201	Malabar Cements Ltd	144	9248.3
202	Malappuram District Administration	2	3.3
203	Mar Athanasius College	1	7
204	Matsyafed	45	852.52
205	Meat Products of India Ltd	20	1859.5
206	Motor Vehicles Dept, Transport Commissionerate	8	341.69
207	National Coir Research and Management Institute	6	39.63
208	National Cyclone Risk Mitigation Project	4	75
209	NIC	1	0.01
210	Office of the Commissioner of Food Safety Kerala	12	250
211	Oil palm India Ltd	83	500.16
212	PADDICO	2	270
213	Palakkad District Administration	3	42.25
214	Palakkad Small Hydro Company Ltd	8	1561.05
215	Plantation Corporation of Kerala Ltd	47	1.89
216	Principal and Controlling Officer of Homoeopathic Medical Colleges	4	63.6
217	Prisons Department	9	167.48
218	PWD	11283	466834.04
219	Quilon Cooperative Spinning Mills Ltd	32	3204.25
220	Rajiv Gandhi Institute of Technology	11	343.79
221	Regional Cancer Centre	124	22996.76
222	Registrar of Co-Operative Societies	2	128
223	Registration Department	7	546.5
224	Rehabilitation Plantations Ltd.	31	566.62
225	Road Infrastructure Company Kerala Ltd	11	239.28
226	Roads and Bridges Development Corporation Kerala	11	12314.01
227	Rubber Park India(P) Ltd	5	132.64
228	Rural Development Department	383	8463.46
229	SAIL-SCL Kerala Ltd	5	577.75
230	Secretary Ernakulam District Panchayat	30	352.79


 അമ്മൽ കിരീടൻ

231	Secretary Kozhikkode District Panchayath	2	30.79
232	Secretary Pathanamthitta District Panchayath	3	35
233	Secretary Thrissur District Panchayath	7	85.91
234	Secretary Wayanad District Panchayath	22	326.22
235	Sitaram Textiles Ltd	22	1310.47
236	Smart City Thiruvananthapuram Limited	1	153819
237	Sree Chitra Thirunal College of Engineering Thiruvananthapuram	2	43.05
238	Sree Sankaracharya University of Sanskrit	25	535.7
239	St. Aloysius College Edathua	2	340
240	State Farming Corporation of Kerala Ltd	87	39.91
241	State Fisheries Resources Management Society	5	390.08
242	State Land Board	4	110.71
243	State Poverty Eradication Mission (Kudumbashree)	18	439.96
244	State Water Transport Department	22	4194.84
245	Stationery Department	191	4552.3
246	Steel and Industrial Forgings Ltd	73	2324.74
247	Steel Industrials Kerala Ltd	252	5881.2
248	St. Josephs College Devagiri	9	151.9
249	St Josephs College Irinjalakkuda	1	30
250	St Pauls College Kalamassery	1	4
251	St.Thomas College Thrissur	46	261.14
252	Technopark Technology Business Incubator	10	44.25
253	The Kerala Agro Industries Corporation Ltd	6	402.86
254	The Kerala Ceramics Ltd	144	9248.3
255	The Kerala Land Development Corporation Ltd	19	1989.03
256	The Kerala State Cooperative Bank Ltd	11	26.5
257	The Malappuram Cooperative Spinning Mills Ltd	5	365.4
258	The National University of Advanced Legal Studies	20	605.5
259	The Pharmaceutical Corporation (IM) Kerala Ltd (OUSHADHI)	66	9227.98
260	The State Archives Department	1	0.06
261	Thiruvananthapuram District Administration	2	27.57
262	Thunchath Ezhuthachan Malayalam University	2	20.88
263	Traco Cable Company Ltd	77	15
264	Transformers and Electricals Kerala Ltd.	336	609.14
265	Travancore Cements Ltd	15	2423
266	Travancore Cochin Chemicals Ltd	73	5974.36
267	Travancore Devaswom Board	1080	7649.6
268	Travancore Sugars and Chemicals Ltd	7	4715
269	Travancore Titanium Products Ltd	81	12550.37


 അട്വർണി അൻവർ